



# crop estimates committee oesskattingskomitee

**From/Van:** Mr Baldwin Netshifhefhe  
**Tel:** 012 319 8043 • **Fax/Faks:** 012 319 8031 • **E-mail/E-pos:** BaldwinN@daff.gov.za

Web page/Webblad: [www.daff.gov.za/statistics](http://www.daff.gov.za/statistics) and economic reports or  
[www.sagis.org.za/CEC](http://www.sagis.org.za/CEC): Crop Estimates

EMBARGO: 15:30



## agriculture, forestry & fisheries

Department:  
Agriculture, Forestry and Fisheries  
REPUBLIC OF SOUTH AFRICA

**The intentions' of producers to plant summer crops for 2017 is hereby released. /  
 Hiermee word produsente se voorneme om somergewasse te plant vir 2017 vrygestel.**

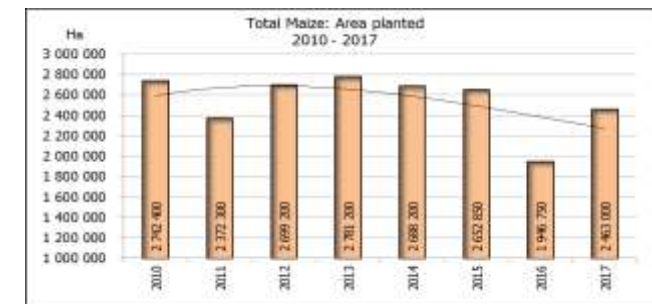
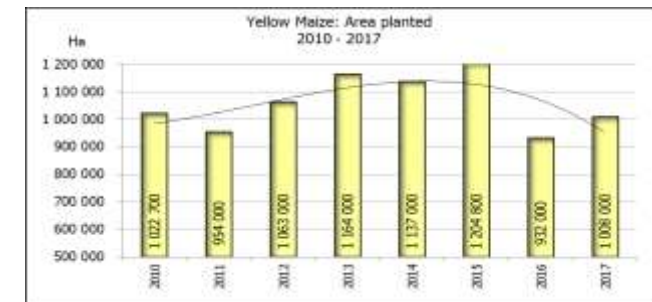
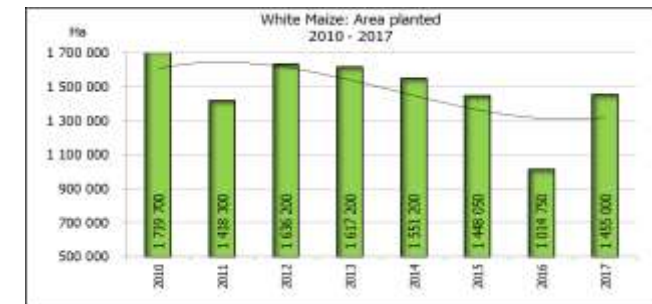
**SUMMER CROPS – INTENTIONS TO PLANT: 2017**

**SOMERGEWASSE – VOORNEME OM TE PLANT: 2017**

CROP/GEWAS	Intentions/ Voorneme 2017 Ha	Area planted/ Opp beplant 2016 Ha	Final estimate/ Finale skatting 2016 Tons	Change/ Verandering/ %
	soos middel Oktober 2016/ as mid October 2016		as on 27 Sep 2016/ soos op 27 Sept 2016	
	(A)	(B)	(C)	(A) ÷ (B)
<b>Commercial/Kommersieël:</b>				
White maize/Witmielies	1 455 000	1 014 750	3 253 775	+43,4
Yellow maize/Geelmielies	1 008 000	932 000	4 283 100	+8,2
Maize/Mielies	2 463 000	1 946 750	7 536 875	+26,5
Sunflower seed/Sonneblomsaad	670 000	718 500	755 000	-6,8
Soybeans/Sojabone	516 000	502 800	741 550	+2,6
Groundnuts/Grondbone	33 500	22 600	18 850	+48,2
Sorghum	38 300	48 500	74 150	-21,0
Dry beans/Droëbone	33 000	34 400	35 445	-4,1
<b>TOTAL/TOTAAL</b>	<b>3 753 800</b>	<b>3 273 550</b>	<b>9 161 870</b>	<b>+14,7</b>

Note: Estimate is for calendar year, e.g. production season 2016/17 = 2017 / Nota: Skatting is vir kalenderjaar, bv. produksie-seisoen 2016/17 = 2017

26 October/ Oktober 2016



**The Crop Estimates Committee comprises of the following officials:**

**Department of Agriculture, Forestry and Fisheries; Provincial Departments of Agriculture; various ARC-Institutes (Soil, Climate and Water; Small Grains Institute; and Grain Crops Institute), Statistics SA**

**WHITE AND YELLOW MAIZE – INTENTIONS TO PLANT: 2017**

**WIT- EN GEELMIELIES – VOORNEME OM TE PLANT: 2017**

Province/ Provinsie	Intentions (Area planted)/ Voorneme (Oppervlakte beplant) 2017			Area planted/ Oppervlakte beplant 2016			Final estimate <sup>1)</sup> / Finale skatting <sup>1)</sup> 2016		
	White/ Wit Ha	Yellow/ Geel Ha	Totaal/ Total Ha	White/ Wit Ha	Yellow/ Geel Ha	Totaal/ Total Ha	White/ Wit Tons	Geel/ Yellow Tons	Totaal/ Total Tons
Western Cape/Wes-Kaap	0	2 000	2 000	500	4 000	4 500	5 000	40 000	45 000
Northern Cape/Noord-Kaap	3 000	45 000	48 000	3 750	50 000	53 750	34 875	675 000	709 875
Free State/Vrystaat	665 000	385 000	1 050 000	390 000	310 000	700 000	1 111 500	1 007 500	2 119 000
Eastern Cape/Oos-Kaap	2 000	12 000	14 000	2 000	12 000	14 000	9 200	66 000	75 200
KwaZulu-Natal	45 000	50 000	95 000	38 000	48 000	86 000	209 000	304 800	513 800
Mpumalanga	165 000	332 000	497 000	160 000	330 000	490 000	720 000	1 551 000	2 271 000
Limpopo	34 000	22 000	56 000	31 500	22 000	53 500	176 400	129 800	306 200
Gauteng	51 000	55 000	106 000	49 000	56 000	105 000	205 800	224 000	429 800
North West/Noordwes	490 000	105 000	595 000	340 000	100 000	440 000	782 000	285 000	1 067 000
Total/Totaal	1 455 000	1 008 000	2 463 000	1 014 750	932 000	1 946 750	3 253 775	4 283 100	7 536 875

1) 27 September 2016

**CONFIDENTIALITY ISSUES that CEC members are committed to adhere to on the day of the meeting**

- Personal items such as laptops, handbags, cell phones, etc. are not allowed in the venue during the meeting
- No member is allowed to leave the meeting before 12:00 in order to prevent disclosure of the information
- The embargo time for the release of crop estimates information is 15:30
- No member is allowed to discuss crop estimates information with anyone other than a member of the Committee before the embargo time
- Only the Chairperson, or a member appointed by the Chairperson, may release the figures to the media
- Members must regard the detail of any information that was collected for and/or discussed during the meeting, as confidential
- Individual information received for crop estimate purposes is treated strictly confidential, and is not divulged for any other purposes

## **INTENTIONS TO PLANT SUMMER CROPS / VOORNEME OM SOMERGEWASSE TE PLANT (2017)**

**26 October /Oktober 2016**

Producers intentions to plant summer crops are based on the results of a non-probability survey conducted by the Directorate: Statistics and Economic Analysis of the Department of Agriculture, Forestry and Fisheries and reflects the position as at the middle of October 2016.

According to the results of the survey, commercial producers intend to plant 2,463 mill. ha of **maize** for 2017, which is 26,5% or 516 250 ha more than the 1,947 mill. ha planted last season.

The figures show that producers intend to plant 1,455 mill. ha to **white maize**, which is 440 250 ha (43,4%) more than in the previous season. In the case of **yellow maize**, the expected plantings are 1,008 mill. ha, which is 76 000 ha (8,2%) more than in the previous season.

Producers indicated that more maize will be planted for the 2017 season, mainly because of favourable weather forecasts for the new season, which will hopefully bring relief after the previous seasons' drought conditions. However, the rainfall can still influence farmers' decisions.

In the case of **sunflower seed**, the expected area planted is estimated at 670 000 ha, which is 6,8% or 48 500 ha less than the 718 500 ha planted last season.

The intended plantings of **soybeans** shows an increase of 2,6% compared to the previous season – from 502 800 ha to 516 000 ha.

The expected plantings of **groundnuts** will increase by 48,2%, from 22 600 ha to 33 500 ha.

The intended plantings of **sorghum** is expected to decrease by 21,0% or 10 200 ha to 38 300 ha, compared to the previous season.

The expected plantings of dry beans is estimated at 33 000 ha, which is 4,1% or 1 400 ha less than in the previous season.

Please note that the preliminary area planted estimate for summer grains for 2017 will be released on 26 January 2017.

Produsente se voorneme om somergewasse te plant is gebaseer op die resultate van 'n nie-ekekansige opname onderneem deur die Direktooraat: Statistiek en Ekonomiese Analise van die Departement van Landbou, Bosbou en Visserye en weerspieël die situasie teen die middel van Oktober 2016.

Volgens die resultate van die opname, is kommersiele produsente van voorneme om 2,463 milj. ha **mielies** vir 2017 te plant, wat 26,5% of 516 250 ha meer is as die 1,947 milj. ha aangeplant verlede seisoen.

Die syfers toon dat produsente van voorneme is om 1,455 milj. ha **witmielies** aan te plant, wat 440 250 ha (43,4%) meer is as in die vorige seisoen. In die geval met **geelmielies** is die verwagte aanplantings 1,008 milj. ha, wat 76 000 ha (8,2%) meer is as in die vorige seisoen.

Produsente het aangedui dat meer mielies aangeplant sal word vir die 2017-seisoen, hoofsaaklik as gevolg van gunstige weervoorsigte vir die nuwe seisoen, wat hopelik verligting sal bring na die vorige seisoen se droogtetoestande. Maar reënval kan steeds boere se besluite beïnvloed.

In die geval van **sonneblomsaad** word die verwagte aanplantings beraam op 670 000 ha, wat 6,8% of 48 500 ha minder is as die 718 500 ha aangeplant verlede seisoen.

Die voorgenome **sojaboon-aanplantings** toon 'n toename van 2,6% in vergelyking met die vorige seisoen - vanaf 502 800 ha tot 516 000 ha.

Die verwagte aanplantings van **grondbone** gaan toeneem met 48,2%, van 22 600 ha tot 33 500 ha.

Die voorgenome aanplantings van **sorghum** sal na verwagting afneem met 21,0% of 10 200 ha na 38 300 ha, in vergelyking met die vorige seisoen.

Die verwagte aanplantings van droëbone word beraam op 33 000 ha, wat 4,1% of 1 400 ha minder is as in die vorige seisoen.

Neem asseblief kennis dat die voorlopige oppervlakeskatting vir somergewasse vir 2017 op 26 Januarie 2017 vrygestel sal word.

**Information is available on the internet at <http://www.daff.gov.za/statistics> and economic reports or [www.sagis.org.za/CEC](http://www.sagis.org.za/CEC): Crop Estimates, as from **15:30** on the date of the relevant meeting of the Crop Estimates Committee.**

**Inligting is beskikbaar op die internet by <http://www.daff.gov.za/statistics> and economic reports of by <http://www.sagis.org.za/CEC>: Crop Estimates, vanaf **15:30** op die dag van die toepaslike vergadering van die Oesskattingskomitee.**

The area estimate and third production forecast for winter cereals for the 2016 is hereby released. /  
Hiermee word die oppervlakte- en derde produksieskatting vir wintergewasse vir 2016 vrygestel.

**WINTER CEREALS** – AREA PLANTED AND THIRD PRODUCTION FORECAST: 2016 PRODUCTION SEASON

**WINTERGEWASSE** – OPPERVLAKTE- EN DERDE PRODUKSIESKATTING: 2016-PRODUKSIESEISOEN

CROP/GEWAS	Area planted/ Opp beplant 2016 Ha (A)	3 <sup>rd</sup> forecast/ 3 <sup>de</sup> skatting 2016 Tons (B)	2 <sup>nd</sup> forecast/ 2 <sup>de</sup> skatting 2016 Tons (C)	Area planted/ Opp beplant 2015 Ha (D)	Final crop/ Finale oes 2015 Tons (E)	Change/ Verandering % (B) ÷ (C)
<b>Commercial/Kommersieel:</b>						
Wheat/Koring	<b>508 365</b>	<b>1 733 980</b>	1 700 390	482 150	1 440 000	+2,0
Malting barley/Moutgars	<b>88 695</b>	<b>299 895</b>	291 595	93 730	332 000	+2,8
Canola/Kanola	<b>68 075</b>	<b>108 860</b>	102 060	78 050	93 000	+6,7
Total/Totaal	<b>665 135</b>	<b>2 142 735</b>	2 094 045	653 930	1 865 000	+2,3

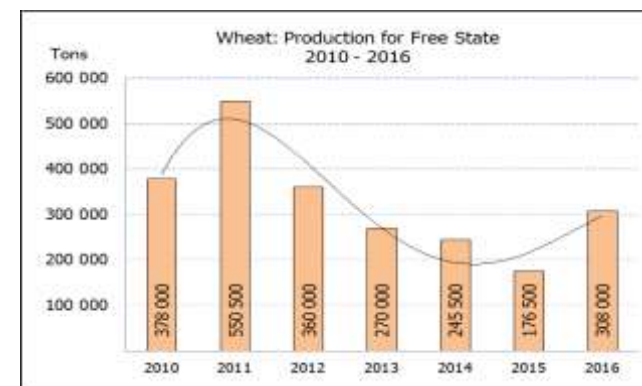
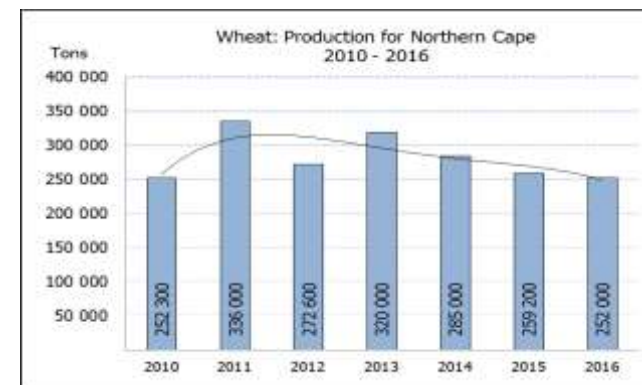
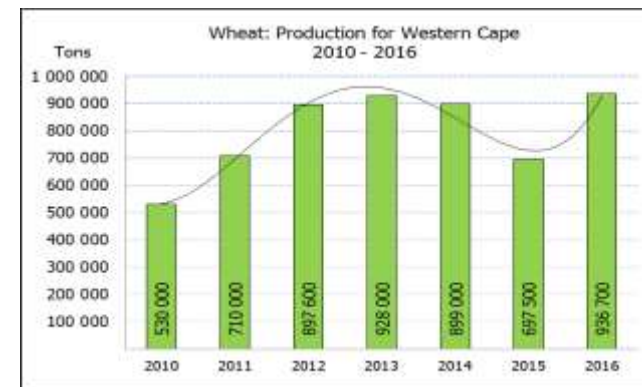
\* Note: Estimate is for calendar year, e.g. production season 2016 = 2016

\* Nota: Skatting is vir kalenderjaar, bv. produksie-seisoen 2016 = 2016

**WHEAT** – AREA PLANTED AND THIRD PRODUCTION FORECAST: 2016

**KORING** – OPPERVLAKTE- EN DERDE PRODUKSIESKATTING: 2016

Province/ Provinsie	Area planted/ Opp beplant 2016 Ha	3 <sup>rd</sup> forecast/ 3 <sup>de</sup> skatting 2016 Tons	Area planted/ Opp beplant 2015 Ha	Final crop/ Finale oes 2015 Tons
Western Cape/Wes-Kaap	<b>323 000</b>	<b>936 700</b>	310 000	697 500
Northern Cape/Noord-Kaap	<b>35 000</b>	<b>252 000</b>	36 000	259 200
Free State/Vrystaat	<b>110 000</b>	<b>308 000</b>	80 000	176 500
Eastern Cape/Oos-Kaap	<b>2 200</b>	<b>11 440</b>	3 100	14 880
KwaZulu-Natal	<b>6 500</b>	<b>37 050</b>	7 300	41 000
Mpumalanga	<b>2 300</b>	<b>13 800</b>	3 500	19 500
Limpopo	<b>17 000</b>	<b>102 000</b>	27 000	144 420
Gauteng	<b>365</b>	<b>2 190</b>	250	1 500
North West/Noordwes	<b>12 000</b>	<b>70 800</b>	15 000	85 500
Total/Totaal	<b>508 365</b>	<b>1 733 980</b>	482 150	1 440 000



**AREA ESTIMATE AND THIRD PRODUCTION FORECAST OF WINTER CROPS (2016) /  
OPPERVLAKTESKATTING EN DERDE PRODUKSIESKATTING VAN WINTERGEWASSE (2016)  
26 OCTOBER/OKTOBER 2016**

**Winter cereal crops - 2016 production season**

Please note that the yield for the Western Cape is mainly based on information as collected objectively by the National Crop Statistics Consortium (NCSC), which is led by the ARC. Information on the objective yield for the Free State will be available on 20 December 2016.

**Wheat:** The expected commercial production of wheat is 1,734 mill. tons, which is 2,0% or 33 590 tons more than the previous forecast of 1,700 mill. tons, whilst the expected yield is 3,41 t/ha.

The expected production in the Western Cape is 936 700 tons (54%), in the Free State 308 000 tons (18%) and in the Northern Cape 252 000 tons (15%).

The area estimate for wheat was revised to 508 365 ha, which is 215 ha more than the 508 150 ha of the previous forecast. This was mainly as a result of information that was received by the Consortium on the area planted for the Gauteng province.

**Other crops:** The production forecast for **malting barley** is 299 895 tons, which is 2,8% more than the previous forecast of 291 595 tons. The area planted is estimated at 88 695 ha, while the expected yield is 3,38 t/ha.

The expected **canola** crop was adjusted upwards by 6 800 tons to 108 860 tons. The area estimate for canola is 68 075 ha, with an expected yield of 1,60 t/ha.

**Please note that the fourth production forecast for winter cereals for 2016 will be released on 24 November 2016.**

**Wintergewasse - 2016 produksie-seisoen**

Let wel, die opbrengs vir die Wes-Kaap is hoofsaaklik gebaseer op inligting soos objektief versamel deur die LNR-begeleide Nasionale Oesskattingskonsortium. Inligting oor die objektiewe opbrengs vir die Vrystaat sal op 20 Desember 2016 beskikbaar wees.

**Koring:** Die verwagte kommersiële produksie vir koring is 1,734 milj. ton, wat 2,0% of 33 590 ton meer is as die vorige skatting van 1,700 milj. ton, terwyl die verwagte opbrengs 3,41 t/ha is.

Die verwagte produksie in die Wes-Kaap is 936 700 ton (54%), in die Vrystaat 308 000 ton (18%) en in die Noord-Kaap 252 000 ton (15%).

Die oppervlakteskatting vir koring is hersien na 508 365 ha, wat 215 ha meer is as die 508 150 ha teenoor die vorige skatting. Dit is hoofsaaklik as gevolg van inligting wat ontvang is vanaf die Konsortium ten opsigte van die oppervlakte beplant vir die Gauteng provinsie.

**Ander gewasse:** Die produksieskatting vir **moutgars** is 299 895 ton, wat 2,8% meer is as die vorige skatting van 291 595 ton. Die oppervlakte beplant is beraam op 88 695 ha, terwyl die verwagte opbrengs 3,38 t/ha behoop.

Die verwagte **kanola**-oes is opwaarts aangepas met 6 800 ton na 108 860 ton. Die oppervlakteskatting vir kanola is 68 075 ha, met 'n verwagte opbrengs van 1,60 t/ha.

**Neem asseblief kennis dat die vierde produksieskatting vir wintergewasse vir 2016 op 24 November 2016 vrygestel sal word.**

Information is available on the internet at [http://www.daff.gov.za/links/crop\\_estimates](http://www.daff.gov.za/links/crop_estimates) or <http://www.sagis.org.za>, as from **15:30** on the date of the relevant meeting of the Crop Estimates Committee.

Inligting is beskikbaar op die internet by [http://www.daff.gov.za/links/crop\\_estimates](http://www.daff.gov.za/links/crop_estimates) of by <http://www.sagis.org.za>, vanaf **15:30** op die dag van die toepaslike vergadering van die Oesskattingskomitee.